

**REGULATIONS FOR SHOOTING RATINGS**  
**SCHEDULE 05C(4)**  
**(Effective 01.01.2024)**

**A. GENERAL REGULATIONS**

**1. ABBREVIATIONS**

- 1.1 **KUSA** The Kennel Union of Southern Africa
- 1.2 **FC** The Federal Council of The Kennel Union of Southern Africa
- 1.3 **FTLC** The Field Trial Liaison Council of the Federal Council of the Kennel Union of Southern Africa
- 1.4 **HPR** Hunt, Point, Retrieve

**2. LICENSING AND SHOW REGULATIONS.**

**2.1 Regulations & Licensing**

- 2.1.1 Regulations relating to licensing and to all other matters to do with the “Shooting Ratings” as set out in Schedule 3 and Schedule 4, of the Constitution of the Kennel Union of Southern Africa shall apply to the “Shooting Ratings” insofar as they do not conflict with the specific terms of this Schedule 05C(4).

In view of the need for Field Trials to be held on working farms, with natural game and sufficient open water (dams/rivers) in most instances, Field Trial Clubs may be permitted to Run their trials outside the jurisdiction of the Provincial Council through which the Club is affiliated, as per the dispensation granted by Fedco in June 2022.

- 2.1.2 Shooting Ratings may be held under a Non-Championship Show Licence, or held with a Championship Show under that licence.

**2.2 Eligibility of Dogs for Competition**

Any HPR may enter whose eligibility is not in conflict with the Regulations hereunder described or has not been disqualified or suspended from competition by the Kennel Union of Southern Africa

**KUSA Breeds Eligible to do the Ratings**

Bohemian Wire-haired Pointing Griffon  
Brittany Spaniel  
German Short-haired Pointer  
German Wire-haired Pointing Dog  
Hungarian Vizsla  
Hungarian Wire-haired Pointer (Vizsla)  
Italian Spinone  
Kleiner Münsterländer  
Large Münsterländer  
Weimaraner (Short haired)  
Weimaraner (Long haired)  
Wirehaired Slovakian Pointer

### **3. CLASSES**

- 3.1 Novice Shooting Dog (NSD) is open to all young or untrained inexperienced dogs to determine if they have hunting aptitudes.
- 3.2 Shooting Dog (SD) is open to all dogs of any age that have met the minimum requirements of the Novice Shooting Dog, and must have hunting ability, bird sense and show some field training.
- 3.3 Shooting Dog Excellent (SDX) is open to all dogs of any age that have met the minimum requirements of the Novice Shooting Dog and the Shooting Dog tests and must give a polished and finished performance showing both class and style.
- 3.4 Novice Retrieving Dog (NRD) is open to any dog of any age that has met the minimum requirements of the Novice Shooting Dog test.
- 3.5 Retrieving Dog (RD) is open to any dog of any age that has met the minimum requirements of the Novice Retrieving dog test.
- 3.6 Retrieving Dog Excellent (RDX) is open to any dog of any age that has met the minimum requirements of the Novice Retrieving Dog and the Retrieving Dog tests.

### **4.0 PRIZES AND AWARDS**

4.1 Awards cannot be granted retrospectively.

4.2 All dogs are marked on a "Pass" or "Fail" basis.

4.3 The categories are:

- Novice Shooting Dog (NSD)
- Shooting Dog (SD)
- Shooting Dog Excellent (SDX)
- Novice Retrieving Dog (NRD)
- Retrieving Dog (RD)
- Retrieving Dog Excellent (RDX)

4.3.1 The registered owner of a dog which has achieved a Shooting Rating award, may use the abbreviation of the most senior award achieved as a suffix to the dog's registered name. In order to have qualifications placed on any registration records a letter of confirmation must be submitted by the FTLC to KUSA. On the registration records, the awards will have the suffix, e.g. NSD. In the event of an award obtained in the Retriever Dog test, the later award will have the suffix, e.g. NSD NRD.

4.3.2 Once a dog has achieved the award Shooting Dog Excellent and/or Retrieving Dog Excellent a KUSA certificate will be issued to the registered owner.

4.4 Affiliated clubs holding these Ratings can (if they deem fit) award with the judge's permission a trophy or other award, to the best performance by a dog on the day. This need not go to a dog that has passed the highest test of the day, but which in the unanimous decision of the judges so impressed them that mention should be made.

### **B. DATES FOR SHOOTING RATINGS**

#### **1. Application for dates to hold Shooting Ratings**

Affiliated clubs shall in the first instance apply for dates to hold Shooting Ratings to the FTLC, such application to state proposed date, proposed venue, type of Rating to be run. Such application shall be made by 1<sup>st</sup> June the year before the date of the proposed Shooting Rating.

#### **2. Shooting Rating Programme for the Season**

The FTLC will draw up a Programme of Field Trials for the season giving details of Shooting Ratings and forward to FC for approval and/or comment.

The approved programme for the season shall be published in The Official Kennel Union Shows & Events Calendar.

## **C. PRESHOOTING RATING REQUIREMENTS**

### **1. The Schedule.**

1.2 The official Schedule of any Shooting Rating if published in the Official Kennel Union Shows & Events Calendar may omit the following provisions of Schedule 3 Regulation 5 sub paragraph 5.12: The official Schedule sent direct to potential exhibitors by the show holding club shall contain *inter alia*:

#### **1.2 Contents.**

The schedule shall contain, *inter alia*

1.2.1 The name of the club and the officers thereof.

1.2.2 The venue.

1.2.3 The date of the event and closing time for entries.

1.2.4 The type of Shooting Rating, in accordance with the regulations set out in the Schedules.

1.2.5 The names of the Judges.

1.2.6 The entry fees for each Rating.

1.2.7 The trophies, special prizes and prize money offered with the conditions of competition therefore, and the names, if any, of the guarantors of prizes.

1.2.8 The order in which each Rating will be run and the starting time of the Shooting Rating.

#### **1.3 The following Notices to exhibitors: -**

1.3.1 Mating of bitches within the precincts of the Ratings is forbidden.

1.3.2 Bitches in season are forbidden in the precincts of the Ratings.

1.3.3 Castrated, dogs and spayed bitches are eligible for entry, cryptorchid and monorchid are not eligible for entry.

1.3.4 Conditions attracting immediate disqualification are set out in the Regulations and of Schedule 3 of the KUSA Regulations for Open Shows.

1.3.5 The time by which dogs are required to be present.

1.3.6 The time judging is to commence.

1.3.7 Entries. A separate form for each dog, as per Annexure 1 through to 6 to be completed before participation in the Ratings.

#### **1.4 Show Schedule**

1.4.1 The Schedule shall be treated as a contract between the Show Authorities and the Exhibitors.

1.4.2 Any Club, which fails to submit the required documents and fees as listed in Schedule 3 Regulation 5.0, 6.0 and 10.0, Schedule 4 and Schedule 8, shall pay a penalty as specified.

## **2. The Draw**

### **2.1 Per the schedule**

The draw shall take place after the close of entries before the start of the Shooting Ratings. Each dog shall be given the number according to the Draw. The draw must be announced to the public before the Ratings commence.

### **2.2 Handlers with more than one dog**

The draw must make allowance for the situations when a single handler has more than one dog entered in a particular category.

## **3. Kennel Union Constitution**

A copy of the KUSA Constitution and Schedules, as amended from time to time, and currently in force shall be made available by the Rating holding Club Committee and shall be accessible to any person attending a Rating.

## **D. QUALIFICATION OF JUDGES**

### **1. Aspirant Judge**

An Aspirant Learner Judge must pass an Open Book Examination and must have at least successfully handled one (1) dog in NSD and NRD before commencing the practical aspects of Judging Schedule 05C(4).

### **2. B Panel Judge**

2.1 In order to become a B Panel Judge for Shooting Ratings, an Aspirant Judge must:

- be a member in good standing of the Kennel Union
- officiate as an Aspirant Judge at a minimum of two (2) Shows at Shooting Ratings Tests
- have a minimum of one (1) dog judged at SD and RD level
- submit reports on the reasons as to why he "Passed" or "Failed" dogs accepted by the Senior Judge at each Shooting Rating
- have successfully handled one or more dog(s) in both SD and RD.

### **2.2 A Panel Judge**

In order for a B Panel Judge to be elevated to the A Panel, he must:

- Have acted as a B Panel Judge at no less than three (3) Shooting Ratings
- Be recommended to the FTLC by the A Panel Judge(s) officiating at these Shooting Ratings for elevation to the A Panel
- Have successfully handled one or more dog(s) in both SD and RD
- Upon acceptance by the FTLC, Judges will have their names put forward to be included on the list of A Panel Shooting Rating Judges

### **3. Examination**

3.1 The Aspirant Judge must pass a written examination on Schedule 05C(4) and a written examination on both Schedule 03, the Temporary Exclusion Order (TEO) Manual and Schedule 09, Appendix B, comprising of 60-marks. Such examinations shall be closed-book examinations. The pass mark for both papers will be 80%.

3.2 For standardisation, this examination is to be set by the Field Trial Liaison Council and the Judges Education Council will set the examination for Schedule 03, the Temporary Exclusion Order (TEO) Manual and Schedule 09, Appendix B.

4. Judges-who wish to Judge more than one field trial discipline will need to write both examinations relevant to the respective discipline.

## **E. APPOINTMENT OF JUDGES**

**1. List of judges for Shooting Ratings**

**1.1 Acceptance of list for Shooting Ratings**

A club holding a field trial shall appoint Judges from the List of Judges for Field Trials as approved by the Federal Council, who shall, if permanently domiciled in the KUSA area of jurisdiction be members of the Kennel Union both at the time of accepting an invitation and undertaking an appointment.

## **1.2 Recommendation to panels.**

A person may be recommended to a Judges panel on the list of Judges for Shooting Ratings by an affiliated club holding the Shooting Ratings and with the approval of the FTLC. Such recommendations shall be made to Federal Council by the affiliated club holding the Shooting Ratings, as soon as possible after that Shooting Rating was held.

## **1.3 Domestic Judges.**

A Club holding a Shooting Rating shall appoint judges from the list of judges for Shooting Ratings, as approved by the Federal Council, who shall if permanently resident in the KUSA area of jurisdiction be members of the Kennel Union in good standing both at the time of accepting an invitation and undertaking an appointment.

## **1.4 Overseas Judges.**

Appointments of judges normally resident outside the area of jurisdiction of the KUSA will be considered by the Executive Committee in the light of the judge's qualifications recognised by the appropriate canine authority in the judge's country of residence, and in terms of Article 25.4. It is the responsibility of the Show holding Club that any judge who is permanently domiciled outside the KUSA area of jurisdiction is provided timeously with a copy of these Regulations.

## **1.5 Requirements for the JudgesList**

The list of Judges for the Shooting Ratings supplied by the FTLC as approved by the Federal Council and published by KUSA, shall contain the addresses, as well as telephone numbers of the Judges.

## **1.6 Compulsory number of Judges for various Classes.**

The minimum compulsory number of Judges for the various classes is two (2), of which one (1) is to be designated as Senior Judge.

### **1.6.1 Senior Judge.**

The affiliated Club holding a Shooting Rating must appoint the Senior Judge from the A Panel list.

### **1.6.2 Learner Judges.**

There may not be more than two (2) learner Judges per Shooting Rating. He will have no say in the Judges final decisions but would be expected to mark the dogs as required. Comments, questions, and explanations on how he scored the dogs would be expected of him by the Judges.

1.6.3 The Field Steward may appoint as many deputies as he deems necessary, but these deputies must not be drawn from the "Guns".

## **E. THE POWER AND DUTIES OF THE JUDGES**

The duties of the Judges shall include, *inter alia*.

1.1 In a Shooting Rating all the officially appointed Judges have an equal say. No Judge, including the Senior Judge, can dictate to another Judge or the other Judges on how to mark the work of the dog, or whether it passes or fails the Ratings, which is based on the consensus decisions of the Judges at the end of each dog's performance.

1.2 To assist the Committee of the affiliated club holding a Shooting Rating, in the setting up of the course to set a uniform test that will bring out the best working abilities of the dogs.

1.3 To liaise with the Field Steward regarding the efficient running of the Rating.

1.4 The Senior Judge, if deemed necessary, shall position the other Judges and shall be the spokesperson for the other Judges.

- 1.5 The Judges shall, together, decide if a dog's performance merits a "Pass" or "Fail". This shall be done before the next dog is brought to them.
- 1.6 The Senior Judge shall control and issue instructions on all matters connected with the dogs brought before the judge. He can call the Field Steward or members of the committee to his assistance, if deemed necessary.
- 1.7 To turn out of any class any dog whose handler does not obey them, or wilfully interferes with another competitor or dog.

## **F. THE POWERS AND DUTIES OF A FIELD STEWARD**

1. The affiliated club holding the Shooting Rating shall appoint the Field Steward.
2. The Field Steward shall control the movements of spectators and followers to ensure that they do not obstruct work of the dogs or the judges and enforce the "no-smoking" rule strictly.
3. The Field Steward will call dog(s) to the line and then marshal the next dog/ dogs.
4. The Field Steward acts as a timekeeper for the "Time Elapsed" during each Rating.

## **G. MANAGEMENT OF A SHOOTING RATING**

### **1. Shooting Rating Manager**

The management shall be entrusted to the Shooting Rating Manager, who shall be a member in good standing of the Kennel Union, and who shall be appointed by the Committee of the Club holding the Rating.

### **2 Procedure in the case of procedural irregularities**

An alleged procedural irregularity may be raised only by a handler participating in the Shooting Ratings. Such allegation must be raised with the Shooting Rating Manager.

- 2.1 The Shooting Rating Manager in turn shall notify the Club Secretary/ Committee and the Judges of the alleged irregularity.
- 2.2 The allegation shall be decided within thirty minutes from the time it was lodged, by a majority of the Committee present.

## **H. MISCELLANEOUS, GENERAL PROVISIONS**

### **1. Record of entries**

The secretary of the affiliated club holding the Shooting Ratings shall preserve all entry forms for twelve (12) months after the Rating and produce them to any official body inquiring into an objection or dispute.

### **2 Handling of dogs**

During the course of the Shooting Ratings the handler of a dog may be switched at the discretion of the judges.

If a substitute handles a dog, the owner may walk with the substitute, but may not take part in the working or handling of the dog.

- 2.1 Members of a Judge's household may take part in a Shooting Rating.

### **3. EXCLUSIONS FROM THE SHOOTING RATINGS**

The Shooting Ratings Manager, after consultation with the Judges and/or veterinary surgeon may exclude a dog from the Ratings because of: -

- Serious of uncontrollable behaviour Sickness or injury;
- Sexual attractiveness to the other sex Hysteria at the venue;
- Any cause which interferes with safety;
- Any cause which might interfere with other dogs passing;

such dog shall be removed from the venue immediately and a written report submitted to KUSA by the Rating Manager within fourteen (14) days of the close of the Ratings.

### **4. PUNCTUALITY**

A dog that is not present within five (5) minutes when required by the Judges shall not be allowed to take part in a Shooting Rating.

### **5. WITHDRAWAL OF DOGS**

No dog entered for competition, and once called under judgement at the Shooting Rating may be withdrawn from that Rating without the consent of the judges.

### **6. CONDITIONS**

6.1 It is the responsibility of the Shooting Rating Manager and of the Judges to ensure that all dogs taking part in a Rating do so under the same conditions, so far as possible.

6.2 A maximum number of entries for each Rating can be imposed due to time limitations, venue, or other conditions.

### **7. WEATHER AND \ OR VENUE CONDITIONS**

7.1 If on the day of the Ratings the Committee of the Club holding the Ratings and the Judges consider that the weather and/or the venue are unfit for the holding of the Shooting Rating, the Rating may be held in a different venue or postponed. In either instance KUSA shall be notified within twenty- four (24) hours.

7.2 It shall be at the sole discretion of the Senior Judge whether or not a Rating should be interrupted on account of the weather.

7.3 Cancellation of a Shooting Rating, on the day, shall be at the discretion of the Shooting Ratings Manager in consultation with the Judges. Classes that have not been decided upon may be abandoned and the entry fees refunded, or a new draw be made, and a new date be fixed, after having obtained the approval of the FTLC for postponed gradings.



## **8. IMPUGNING DECISIONS**

Anyone taking part in a Shooting Rating who openly impugns the decisions of the Judge, or Judges shall render themselves liable to be reported to KUSA under the provisions of Schedule 1 (KUSA Disciplinary Rules), unless he or she is availing themselves to the conditions of Regulation G2 of this Schedule.

## **9. CONTINGENCIES**

Any event not provided for in the rules and regulations shall be decided by the committee members of the affiliated club, who are present at the Shooting Rating. They shall be assisted by the Judges of the day, and their decision will be final.

## **10. COMPETITION BY OFFICIALS AT SHOOTING RATINGS**

10.1 A Judge at a Rating may not enter or handle a dog in the same individual Rating as that in which he is officiating. A judge may not judge a dog owned or handled by a family member but shall refer any decision to the other judges.

### **10.2 Draw Number**

A handler must display his draw number prominently when his dog is undertaking a Rating.

### **10.3 Knowledge of the Regulations**

All handlers are expected to have a thorough knowledge of the Regulations covering the Rating entered.

### **10.4 Rewarding Dogs**

No food or food substance in any form whatsoever may be offered or given to a dog whilst taking part in a Rating. However, words of praise and encouragement are permitted.

### **10.5 Abnormal Circumstances**

If in the Judge's opinion the dog's performance in any exercise was prejudiced by peculiar and/or unusual circumstances, the Judge may re-judge the dog on the entire exercise.

### **10.6 Adhering to Regulations**

No Judge shall require any dog or handler to do anything nor penalise a dog or handler for failing to do anything, which is not required by these Regulations and the Schedule of Description of Exercises.

### **10.7 Judges Orders**

Judges and Field Stewards orders are required to be clearly spoken for everyone following the judging to understand.

### **10.8 Events outside the Regulations**

In the event of circumstances arising not covered by KUSA Rules and Regulations, the Senior Judge of the Rating will have discretionary powers to make a ruling subject to confirmation by KUSA. In such instances the Judge must submit a report to KUSA setting out all details within fourteen (14) days of the Rating.

## REGULATIONS FOR THE JUDGING OF THE SHOOTING RATINGS

### 1. PREAMBLE

- 1.1 Rules bind the Judges and are to be adhered to in all judgements.
- 1.2 Guides are not rules and are merely to assist judges in their interpretation of the rules.

### 2.1 GENERAL GUIDES, OBJECTIVES

#### 2.1.1 The objectives of this document are: -

- 2.1.1.1 To promote greater understanding of the logic that goes to make up a Shooting Rating.
- 2.1.1.2 To achieve greater uniformity in the running of the Shooting Ratings.
- 2.1.1.3 To achieve uniform consensus in the judging of these Shooting Ratings and of the dogs that are competing in the Shooting Ratings.
- 2.1.1.4 To further the aims in so far that they are meant to improve and or maintain the working abilities of the HPRs entered.

#### 2.1.2 The objectives of the Shooting Ratings are: -

- 2.1.2.1 To determine the merits of HPRs in the Shooting Ratings.
- 2.1.2.2 To bring to the notice of the public and to encourage the public to achieve a level of performance that is best suited for the HPR entered.
- 2.1.2.3 To provide a uniform test of the capabilities of the HPR entered to stimulate enthusiastic training and encouragement to be able to enter and qualify at Field Trials.
- 2.1.2.4 To conduct the Shooting Ratings on terrain and on quarry best suited to the H P R ' s performance, characteristics, and standards.
- 2.1.2.5 To keep a permanent record of individual dog's performances.
- 2.1.2.6 To encourage the public to keep the hunting instincts of the HPRs and to keep in mind that they are working Gundogs.

#### 2.1.3 The objectives of judging the Shooting Ratings are: -

- 2.1.3.1 To judge a dog on its total performance. The performance is to be measured against an ultimate standard, which in turn is dictated by the breed performance, characteristic, and standard in relation to its intended functional use. Also, that the performance characteristic of the breed is not impinged upon.
- 2.1.3.2 That it is desirable that the dogs that are marked as passed be charged with no errors or faults. It is better practice to award a title to dogs that display all of the characteristics of the standard, even though it may have been noted that there were some minor errors or breach of manners. A dog should be named for quality and style rather than one that has shown errorless mediocrity.
- 2.1.3.3 The responsibility of the judges is to determine how they shall give merit to certain types of exceptional performances, and how they should penalize, because of various individual faults, or the repetition of the same faults or combinations of various faults.

Some faults by themselves are so serious as to justify failure, whereas others might require mentioning. Some faults may be so minor that to all practical purposes they could be ignored. Judges should bear in mind that minor faults could become serious faults through a repetition of or combination of faults.

- 2.1.3.4 Judging at the Shooting Ratings can best be described as an attempt to give an objective interpretation of the rules, with the view of passing the dogs who have acquitted themselves sufficiently on the day.

2.1.3.5 Much of the possible subjectiveness of the Shooting Rating could be overcome with the requirement that the successful judge has a firm grasp and full knowledge of the fundamentals and logic of the Shooting Rating. This could be complicated at times by the varying opinions as to what constitutes an acceptable standard for the dog's performance whilst competing for the various classes. Whilst it is probably impossible to put into words a standard of performance that will cover all spheres of the working abilities of the HPR, it is felt that the following should cover most aspects.

## **2.2 GENERAL GUIDE STANDARDS OF PERFORMANCE**

- 2.2.1 The performance is one where every action of the dog denotes great interest in his work. It must be full of animation and at all times the dog must be searching for game in an independent and intelligent manner by using the wind and surroundings correctly and productively.
- 2.2.2 His performance must reflect a credit to his breed and the dog should move and run with a picture of grace and of effortless ease. The dog must have the desire to hunt, point and retrieve game with a passion that makes his work spectacular or at the very least pleasing. The dog must be controllable and self-controlling.
- 2.2.3 The dog serves best when covering the ground in a most proficient manner, taking into consideration the different types of cover and conditions as he comes across them. He must negotiate each type productively, going far, wide, fast, slow, close, and narrow as the conditions dictate. The dog must do this on his own accord, naturally or through training and experience.
- 2.2.4 He must retrieve the shot game on command in a reliable and expedient manner without unduly disturbing too much ground and should deliver tenderly to hand.
- 2.2.5 The dog should hunt and handle all accepted species of indigenous game birds, and above all must be in total harmony with his handler.

## **2.3 GENERAL GUIDE COMMON AREAS OF EVALUATION**

### **2.3.1 Application**

- 2.3.1.1 Application of these standards during the Shooting Ratings varies only in the matter of degree. For instance, it will not be expected that a dog entering in the Novice Shooting Dog or Novice Retrieving Dog shows the same quality and style as a more experienced dog that has entered in the Shooting Dog Excellent or the Retrieving Dog Excellent. The basic principles should apply generally across the board.
- 2.3.1.2 The judges must approach these common areas of evaluation (hunting pointing and retrieving) with the knowledge that each area relates in some way to the other area and no one area should be considered in isolation when judging the performance of the dog.

### **2.3.2 Use of nose**

- 2.3.2.1 The quality of a dog's nose, more than any other single factor, determines its usefulness as a gundog. However, the quality of nose is not in itself sufficient. As a dog develops it must learn to use its nose if maximum effectiveness is to be achieved.
- 2.3.2.2 A dog that finds birds productively and repeatedly under various conditions has a good nose. Conversely a dog that must search for a long time where birds are abundant could be said to have a poor nose.
- 2.3.2.3 A short check of scent spots where game has been without pointing, indicates a good nose as well as the ability to discriminate between scents. Consistent "false pointing" i.e. assuming a pointing stance without producing game, is an indication that the dog has only a good to fair nose. Pointing dead game is also an indication of an uncertain nose in that the pointing instinct has overruled the scenting capabilities.
- 2.3.2.4 A dog that will locate a shot bird in high cover, particularly if the fall was obscured from the dog's vision, certainly displays a good nose.
- 2.3.2.5 The manner and course of a natural track can demonstrate the quality of a dog's nose. A dog that is able to follow a track for several hundred metres over varying terrain without seeing the game surely has a good nose. Another indication of a good nose is when a dog crosses a fresh track and acknowledges the scent and direction of the track.

- 2.3.2.6 A dog is said to have ‘bumped’ a bird when it runs into it and causes that bird to flush without the dog giving any indication that he was aware of the bird’s presence. This is more likely to happen when the dog is hunting down wind in a stiff breeze. Under these conditions this should not be considered a major fault. To ‘bump’ a bird while working into the wind without showing any awareness that game is present is a strong indication of a poor nose.
- 2.3.2.7 The weather, ground and cover conditions, the type of game, even air pollution, are all factors to be considered while judging the dog. All these elements have an important influence on the dog’s scenting ability.
- 2.3.2.8 The pointing instinct should not in itself be equated to the quality of the nose. An intense “Point” is a manifestation of desire and not nose. The distance between the pointing dog and the game should, however, be taken into consideration for the quality of a good nose.

### **2.3.3 Hunting**

- 2.3.3.1 From the start to finish the hunting should indicate but one purpose, and that is to produce game for the gun. A good, experienced dog should leave you with the impression that no bird has been missed in all the terrain it has covered.
- 2.3.3.2 Little time should be wasted in searching obviously barren ground or to return to cover that has already been thoroughly searched.
- 2.3.3.3 An eager experienced cooperative dog will readily adapt to the terrain and cover, which it is being hunted in, and should not hesitate to search rough cover if the situation demands it.
- 2.3.3.4 Throughout the hunt the dog should display a keen desire to hunt, boldness and independence cover ground in an attractive style and must show stamina. Dogs that go to “Heel” before the end of the run, and from then on must be pushed by the handler should raise serious doubts about that dog’s desire, basic hunting stamina and abilities.
- 2.3.3.5 Sufficient independence to leave the handler in order to check likely cover is desirable, particularly if the dog later checks back with the handler. The use of eyes to remain in contact with the handler is a natural result of the dog’s desire to please.
- 2.3.3.6 The dog should conduct its hunting at a practical distance from the gun. Considerations of terrain, cover and other variables makes it so that a practical range could not be arbitrarily measured in metres. Rather it must be measured in terms of covering the maximum amount of ground cover, without the loss or control and without sacrificing the cooperation that must exist between hunter and dog. Needless to say, the uncontrolled running of a dog in the far distance is of little use to the hunter who is on foot. Likewise, to have a dog that stays so close to the guns that it would be considered an underfoot nuisance is also of little use.
- 2.3.3.7 The dogs hunting must take advantage of the wind conditions. Hunting down wind for excessive distances without turning into the wind to find game between the dog and the guns must be faulted. Likewise working into the wind for long distances without quartering is not using the wind to the best advantage.
- 2.3.3.8 The general pattern of hunting should be in a forward motion. However, working behind the guns as the guns move forward should not be faulted unless the dog continually persists in doing this. If the guns make an abrupt change of direction and the dog’s passes to the rear of the guns in order to establish itself in front of the guns, it should not be faulted.
- 2.3.3.9 Dogs that repeatedly and definitely miss game during the hunting are to be severely penalised.

### **2.3.4 Pointing**

- 2.3.4.1 This instinct must be clearly evident in a dog. Pointing and Hunting are the two major aspects of the dog’s work before the shot is taken. An industrious “Hunt” and a productive “Point” are a thrilling spectacle. The pointing stance must be intense, convincing, and unmistakable as a “Point”. A dog must not be favoured because his style is more attractive than another dog. At the end you are looking for a Point that is productive, (i.e. finding game).

2.3.4.2 A dog should not be faulted for creeping low to the ground to re-establish a "Point". Blinking (deliberately avoiding game) is to be faulted. Pointing then leaving the game before the "Flush" can be made is also to be faulted. Care should be exercised in the Novice Shooting Dog where allowances are made for this.

2.3.4.3 All "Points" should be on natural game; care should be exercised as to what age the dog is and in what test he is running. Older dogs in the Shooting Dog or Shooting Dog Excellent should be faulted for pointing on non-game species, whereas in the Novice Shooting Dog Test the aim is to see if the dog has any pointing instincts regardless of game contacted.

### **2.3.5 Steadiness on game**

2.3.5.1 A good gundog should remain steady through the "Flush", "Shot" and "Fall" of the bird, until it has been commanded by the handler on the judge's instruction to retrieve the bird. A dog that has an obstructed view and moves forward after the shot in order to see the fall of the bird should not be faulted.

2.3.5.2 There must be a definite pause between the fall of the bird and the actual command to retrieve the bird.

### **2.3.6 Retrieve of shot bird/ salutedbird**

2.3.6.1 On command the dog should go to the fallen bird. If the dog has to work for the scent of the shot bird this should not be faulted. The dog must pick up the bird and deliver back to the handler. Stopping to re-grip the bird should not be faulted. A dog that deliberately hard mouths the bird or crushes the rib cage in such a manner that it would be deemed unfit for consumption should be severely penalised.

2.3.6.2 In the SD and SDX Rating where a retrieve is required, if a bird is lost for the retrieve (e.g. if gunner misses a shot) a dead bird may be thrown as high as possible. As the dead bird reaches its maximum height, a shot is fired and the dog will be sent for the retrieve on the judge's command, as regulated in the particular Rating.

2.3.6.3 If a gun does not fire on a saluted bird retrieve, at the judge's discretion the dog may be sent for the retrieve and if fails will be re-tested.

2.3.6.4 Judges, guns and field stewards should refrain from talking to anybody whilst a dog is out working on a retrieve. They should furthermore be careful not to influence this phase of the test by moving around excessively, or by standing directly behind or in front of the handler thus confusing the dog. If the dog is clearly distracted by external influences, the judges may request a re-test.

### **2.3.7 Handling and obedience**

2.3.7.1 Dogs should be under control at all times throughout the Shooting Ratings, even when not under the judge's orders. Competitors must realise the importance of a well-behaved and good mannered dog. If in a field condition, there are dogs that for no reason deliberately attack other dogs this will have the effect of spoiling the day's shoot.

2.3.7.2 Serious and uncontrollable behaviour of a dog must be penalized by excluding the dog and/or handler from further competition and/or by ordering the competitor to forfeit any awards, positions or qualifications gained at the Ratings.

2.3.7.3 An experienced dog should be able to follow his handler's commands either by voice or whistle and should readily change course if the handler or the course so decides.

2.3.7.4 The use of any device, electronic device or simulated device that may influence the dog's action in the Ratings is forbidden.

## **3. RULES**

### **3.1 NOVICE SHOOTING DOG RATING (NSD)**

3.1.1 The purpose of this class is to determine whether young or "untrained" inexperienced dogs have hunting aptitudes.

- 3.1.2 Dogs to be run in Braces if possible/or feasible and must show desire to hunt, boldness and initiative in covering ground and searching in likely cover. It is not required to work in a systematic manner. Each dog must be given the opportunity to indicate the presence of game in a pre- arranged area either on the course, or in a bird field at the end of the rating.
- 3.1.2.1 This portion of the test is not designed to test bird-finding ability, but rather to judge the novice dog's reaction to the birds; therefore, birds should be placed in a manner that will afford every opportunity for contact and not block the judges view of the dog.
- 3.1.2.2 A shot is to be fired from a distance on game contact.
- 3.1.2.3 Any positive action (indication) is passable i.e. "Flushing", "Chasing", "Pointing", etc.
- 3.1.2.4 Refusing to acknowledge a bird's presence means failure of this part and no award shall be made.
- 3.1.3 Recognised game birds or pigeons may be used.
- 3.1.4 Dogs to be run on a "Pass" or "Fail" basis and must pass in all of the following categories to qualify for the class: -
  - 3.1.4.1 Desire to hunt.
  - 3.1.4.2 Boldness.
  - 3.1.4.3 Initiative and search.
  - 3.1.4.4 Indicating presence of game.
  - 3.1.4.5 Correct reaction to shot being fired. Must not show signs of being gun-shy.
  - 3.1.4.6 Reasonable obedience to handler's commands.
- 3.1.5 Dogs to be run for a maximum of fifteen (15) minutes. If dogs are moved on to a bird field they should not run for more than five (5) minutes.

## **3.2 SHOOTING DOG RATINGS(SD)**

- 3.2.1 This class is to establish that a dog of any age has definite hunting ability, bird sense and show some field training.
- 3.2.2 Dogs to be run in Braces if possible/ or feasible, and must show a keen desire to hunt, be bold and independent, have a productive yet attractive style of running. Demonstrate not only intelligence in seeking objectives but also the ability to find game, and are to be judged on a "Pass" or "Fail" basis.
  - 3.2.2.1 Shooting dogs must "Point" and must not "Flush" the bird. If the bird flushes wild, the judges can allow the dog to re-demonstrate his pointing ability. No verbal or physical commands may be used to encourage the dog to point or remain steady on point.
  - 3.2.2.2 The dog need not be steady to "Wing" and "Shot".
  - 3.2.2.3 The dog must make a direct retrieve of the bird. Delivery to hand is not required but the bird must be brought within reach of the handler. Stopping to re-grip the bird should not be faulted. Serious hard mouthing must disqualify the dog.
  - 3.2.2.4 A dog interfered with on "Point" must be allowed to re-demonstrate its ability.
  - 3.2.2.5 A dog that has deliberately interfered with a dog on "Point" or steals the bird from the "Retrieve" must be marked as failed.
  - 3.2.2.6 Refusing to acknowledge a bird's presence means failure of this part and no award shall be made.
- 3.2.3 Recognised game birds or pigeons may be used.

- 3.2.4 Dogs to be run on a “Pass” or “Fail” basis and must pass in all of the following categories to qualify for the class: -
  - 3.2.4.1 Keen desire to hunt.
  - 3.2.4.2 Boldness and independence.
  - 3.2.4.3 Cover ground productively and in an attractive style.
  - 3.2.4.4 Seek objectives
  - 3.2.4.5 Locate game.
  - 3.2.4.6 Point.
  - 3.2.4.7 Correct reaction to shot being fired. Must not be gun shy.
  - 3.2.4.8 Retrieve and condition of the bird.
  - 3.2.4.9 Reasonable obedience to handler’s commands.
- 3.2.5 Dogs to be run for a maximum of twenty (20) minutes. If dogs are moved onto a bird field they should not run for more than ten (10) minutes.

### **3.3 SHOOTING DOG EXCELLENT (SDX)**

- 3.3.1 This is the top award offered under the Shooting Rating (for land work) and dogs qualifying must be finished, fully broken bird dogs. Their fieldwork should show the class and style expected of top HPRs.
- 3.3.2 As some of these dogs may be Field Trial dogs, each dog should be judged accordingly and on an individual basis (care should be taken as not to compare one against the other) with neither being penalised as long as they remain under the control of their respective handler.
- 3.3.3 Dogs shall be run in Braces and the Test shall be set as close as possible to a natural shooting situation. Dogs must demonstrate all relevant manners required by the Test.
- 3.3.4 The dog must find a bird and establish a staunch point. The dog cannot be verbally or physically encouraged into the point.
- 3.3.5 Dogs encountering its Brace-mate on point must “Honour”. Failure of a dog to “Honour” when it sees its Bracemate on “Point” must be heavily penalised. A dog that steals its Bracemate’s point shall be disqualified. The honouring dog cannot be verbally or physically restrained or encouraged into the honour.
- 3.3.6 Dogs to be steady to “Wing and Shot”.
- 3.3.7 A reasonable move of a dog to mark a bird flushed after “Point” is acceptable, but this does not excuse a break or a delayed chase. Dogs may be collared out of the area if applicable to the situation.
- 3.3.8 Dog must make a direct retrieve. Retrieve to hand required.
- 3.3.9 Dogs to be run for a maximum of thirty (30) minutes. If dogs are moved on to a bird field they should not run for more than fifteen (15) minutes.
- 3.3.10 Dogs to be judged on a “Pass” or “Fail” basis and must pass in all of the following categories to qualify for the class. (Dogs must have class and a stylish performance to pass).
  - 3.3.10.1 Keen desire to hunt.
  - 3.3.10.2 Boldness and independence.

- 3.3.10.3 Cover ground productively and in an attractive style.
- 3.3.10.4 Seek objectives.
- 3.3.10.5 Locate game.
- 3.3.10.6 Point.
- 3.3.10.7 Honour Bracemate's "Point".
- 3.3.10.8 Correct reaction to shot being fired. Must not be gun shy.
- 3.3.10.9 Steady to "Wing and Shot".
- 3.3.10.10 Retrieve and condition of the bird.
- 3.3.10.11 Good obedience to handler's commands.

#### **4. RETRIEVING CLASSES**

##### **4.1 Requirements for Retrieving Dog classes**

- 4.1.1 Recognised game birds, ducks or pigeons must be used for the Novice Retrieving Dog, Retrieving Dog, and Retrieving Dog Excellent tests. Whichever type of bird is selected must be used throughout the class for all dogs entered in that class. A freshly killed bird shall be used for each Novice Retrieving Dog entrant in the land series.
- 4.1.2 Dead birds may be used for the Retrieving Dog and Retrieving Dog Excellent test, **BUT** at least one (1) live bird per dog must be shot in each land test.
- 4.1.3 At each gun station the live bird thrower should be backed by at least two (2) guns. The judges are to arrange the gunners' stations depending on the class. On double and triple retrieves the birds are to be dropped from separate stations.
- 4.1.4 The gun stations should preferably be hidden from the dogs either by natural foliage or by artificial means.
- 4.1.5 Novice dogs may be worked up wind. Whenever conditions allow, in the Retrieving Dog and Retrieving Dog Excellent classes the dogs should be worked across or downwind to show the ability to work and hunt.
- 4.1.6 On land retrieves the cover should be sufficient to completely hide the birds, but not so high and dense as to block the judges view of the dog.
- 4.1.7 If at the judges' discretion, a bird is declared to be out of bounds, the dog should be passed over and another dog run before the former dog returns for judgement. A bird can float out of bounds only one (1) time due to drifting and the dog's failure to enter the water to complete the retrieve.
- 4.1.8 Handling is permissible in all classes, but over handling, either by voice or whistle, shall be penalised at the judges' discretion.
- 4.1.9 If on a water retrieve the dog reduces the time required to complete the retrieve by intelligent use of the land, he shall not be penalised. Use of land for the mere purpose of avoiding the water shall be penalised.
- 4.1.10 Objects may not be thrown into the water to encourage the dog to enter or to direct a dog. **THIS IS A DISQUALIFICATION IN ANY CLASS.**
- 4.1.11 All shots shall be fired **AFTER** the bird is released or thrown in all the Retrieving Dog classes.

##### **4.2 NOVICE RETRIEVING DOG (NRD)**

- 4.2.1 Requirements for dogs competing for the Novice Retrieving Dog shall be as follows:-



#### **4.2.1.1 Land Retrieve**

4.2.1.1.1 The dog is required to retrieve a single freshly killed bird on land

4.2.1.1.2 The retrieve shall be a minimum of twenty (20) metres, but shall not exceed forty (40) metres

4.2.1.1.3 The above to be completed in five (5) minutes.

#### **4.2.1.2 Water Retrieve**

4.2.1.2.1 The dog is required to retrieve a single dead bird in the water with a minimum swim of twenty (20) metres. At the judges' discretion a bird drifting more than forty (40) metres may be declared out of bounds" and be rethrown.

4.2.1.2.2 The above to be completed in five (5) minutes.

4.2.2 All judging to be done on a "Pass" or "Fail" basis.

#### **4.2.3 Procedures**

4.2.3.1 A circle of rope, hose or other material is to be laid out with a radius of one and a half- (1.5) metres (three - (3) metres diameter), clearly defining the boundaries. The circle must come no closer than one (1) metre from the water's edge. Handler must remain in the circle until the retrieve is finished. The handler is allowed to move in the area of the circle, but both feet must remain in the circle at all times. Dog must deliver the bird to the circle. Delivery to hand is not required.

4.2.3.2 No dog may be sent for the retrieve until the bird has hit the ground or water, and the handler has been directed to send the dog by the judges.

4.2.3.3 Steadiness on line is not required. The dog may be restrained in the following ways:

1. Holding the dog;
2. Holding the dog's collar;
3. Both 1 and 2; and
4. Leashing the dog.

**4.2.4 NOVICE RETRIEVE (NRD) LAND**

**AT JUDGES DISCRETION CAN BE CALLED “OUT OF BOUNDS”**

FORTY (40) METRES MAXIMUM

**RETRIEVING AREA**



Guns & throwers

TWENTY (20) METRES MINIMUM



Handler's circle One and Half- (1.5) metres radius  
(Three (3) metres diameter)

**4.2.4.1 Positioning of judges.**

- 4.2.4.1.1 Judges should make every effort to ensure that they can see the entire retrieving area and also to be in a position to decide if a bird is to be called “Out of Bounds”. This should not be left to the guns or thrower.
- 4.2.4.1.2 Judges should also ensure that the guns and thrower station do not interfere with the dogs. They should preferably be behind natural foliage or a man-made hide.


## 4.2.5 NOVICE RETRIEVE (NRD) WATER

AT JUDGES DISCRETION CAN BE CALLED “OUT OF BOUNDS”

FORTY (40) METRES MAXIMUM

RETRIEVING AREA

Guns & thrower



TWENTY (20) METRES MINIMUM

One (1) metre from edge of handler's circle to water's edge



Handler's circle One and a Half- (1.5) metres radius  
(Three (3) metres diameter)

### 4.2.5.1 Positioning of judges

- 4.2.5.1.1 Judges should make every effort to ensure that they can see the entire retrieving area, and also to be in a position to decide if a bird is to be called “Out of Bounds”. This should not be left to the guns or thrower.
- 4.2.5.1.2 Judges should also ensure that the guns and thrower station do not interfere with the dogs. They should preferably be behind natural foliage or a man-made hide.

### 4.2.5.2 Disqualifications

- 4.2.5.2.1 Hard mouthing (all judges must declare the bird unfit).
- 4.2.5.2.2 Excessive delay of over two (2) minutes to enter the water.
- 4.2.5.2.3 Loses interest, wanders around aimlessly, or up and down water's edge.
- 4.2.5.2.4 Refuses handler's commands to handle/obey (over six (6) times) or at the judges' discretion
- 4.2.5.2.5 Lifts its leg on every bush etc.

### **4.3 RETRIEVING DOG (RD)**

4.3.1 The requirements for dogs competing for the Retriever Dog (RD) shall be as follows.

4.3.1.1 **Land Retrieve.** The dog is required to retrieve a wide spaced (approximately sixty (60) degree angle) double retrieve. The first fall at twenty (20) metres minimum and the second fall fifty (50) metres minimum. There must be at least one freshly shot bird.

4.3.1.2 The above to be completed in ten (10) minutes.

4.3.1.3 **Water Retrieve:** The dog is required to retrieve a wide spaced (approximately sixty (60) degree angle) double retrieve through eight (8) decoys. The first fall twenty (20) metres minimum. The second fall fifty (50) metres minimum with the dog having to go through the decoys.

4.3.1.4 The above to be completed in ten (10) minutes.

4.3.1.5 Dogs must enter the water within 2 minutes.

4.3.2 All judging to be done on a "Pass" or "Fail" basis.

#### **4.3.3 Procedures.**

4.3.3.1 A circle of rope, hose or other material is to be laid out with a radius of one and a half (1.5) metres (three (3) metres diameter) clearly defining the boundaries. The circle must come no closer than one (1) metre to the water's edge. The handler must remain within this circle until all the retrieves are finished. Handler must remain in and release from this circle; the dog must retrieve to hand.

4.3.3.2 No dog may be sent to retrieve until the last bird has hit the ground or water. The handler must wait until the judges have directed the handler to release the dog.

4.3.3.3 The dog shall be steady on the line (controlled break allowed). Voice or hand commands may be used until the dog is sent by the judge to retrieve. Touch to release is permitted, but restraint is not allowed. Controlled break means "voice and/or hand signal may be used to stop the dog, however the dog must have all four (4) feet inside the circle to be defined as being under control". Dog can be repositioned by the handler physically before being sent for the second retrieve.

#### **4.3.3.4 Disqualifications**

4.3.3.4.1 Hard mouthing (all judges must declare the bird unfit)

4.3.3.4.2 Excessive delay of over two (2) minutes to enter the water or re-enter the water.

4.3.3.4.3 Loses interest, wanders around aimlessly, or up and down water's edge.

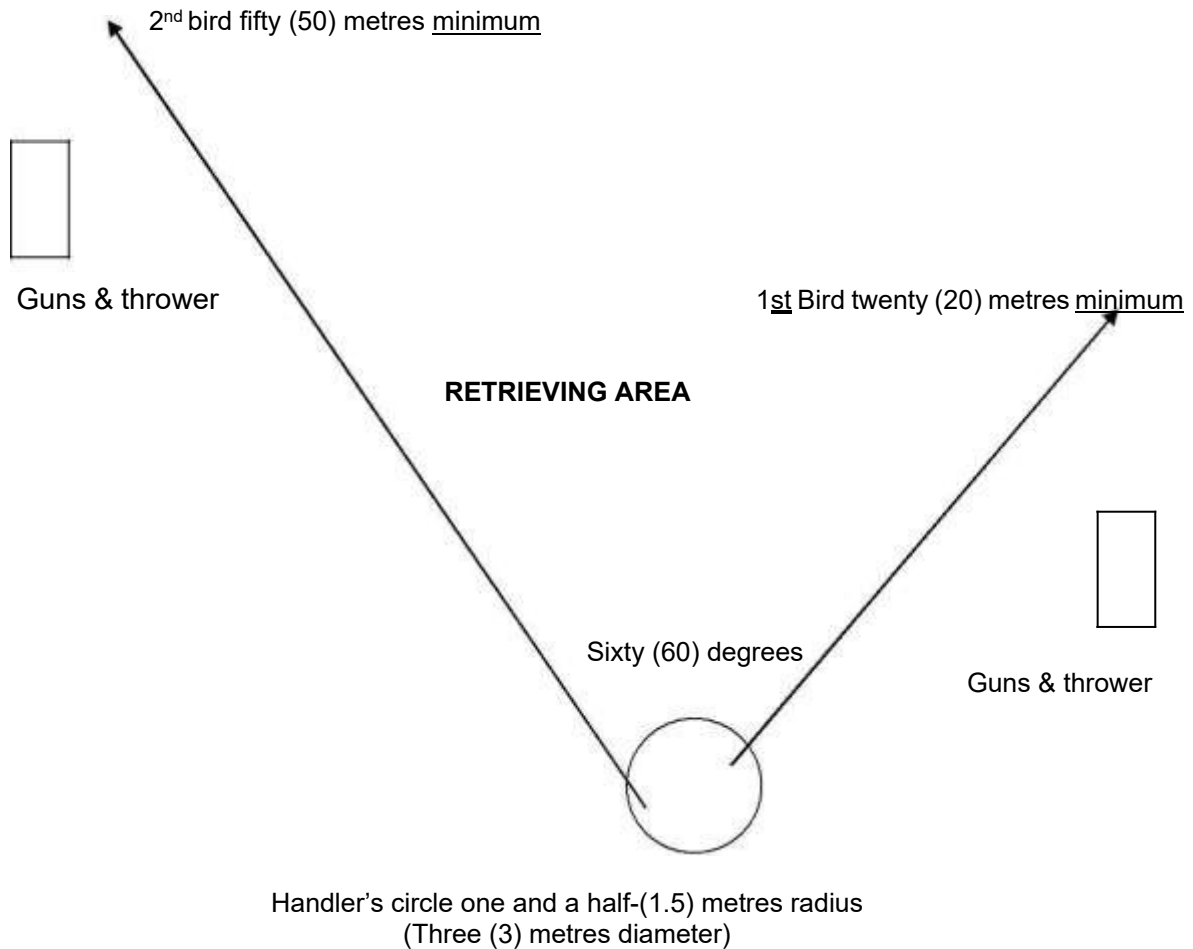
4.3.3.4.4 Refuses handler's commands to handle/obey, over five (5) times or at the judges' discretion.

4.3.3.4.5 Lift its leg on every bush etc.

4.3.3.4.6 Performance so bad that the judges would not take hunting.

#### 4.3.4 RETRIEVER DOG (RD) LAND

AT JUDGES DISCRETION CAN BE CALLED “OUT OF BOUNDS”



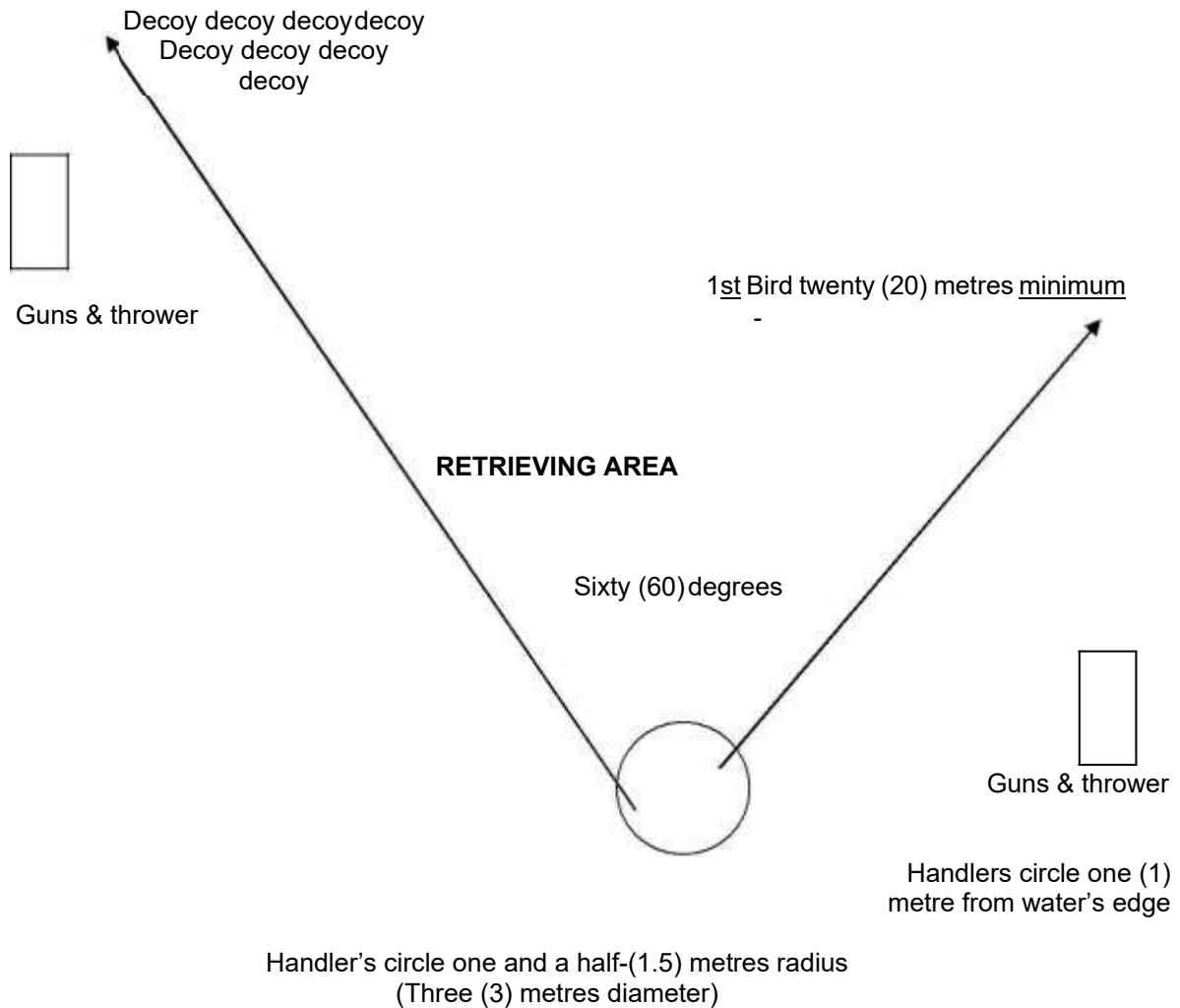
##### 4.3.4.1 Positioning of judges

- 4.3.4.1.1 Judges should make every effort to ensure that they can see the entire retrieving area, and also to be in a position to decide if a bird is to be called “Out of Bounds”. This should not be left to the guns or thrower.
- 4.3.4.1.2 Judges should also ensure that the guns and thrower station do not interfere with the dogs. They should preferably be behind natural foliage or a man-made hide.

4.3.5 RETRIEVING DOG (RD) WATER

AT JUDGES DISCRETION CAN BE CALLED "OUT OF BOUNDS"

2<sup>nd</sup> bird fifty (50) metres minimum



4.3.5.1 Positioning of judges.

4.3.5.1.1 Judges should make every effort to ensure that they can see the entire retrieving area and also to be in a position to decide if a bird is to be called "Out of Bounds". This should not be left to the guns or thrower.

4.3.5.1.2 Judges should also ensure that the guns and thrower station do not interfere with the dogs. They should preferably be behind natural foliage or a man-made hide.

#### **4.4 RETRIEVING DOG EXCELLENT (RDX)**

4.4.1 The requirements for dogs competing for the RDX shall be as follows.

4.4.1.1 The dog shall give a finished performance, showing both class and style whilst competing for this class.

4.4.1.1.2 The dog shall be brought into the circle off leash and under control each time the dog is brought to the line.

4.4.1.1.3 The handler may elect to have the dog in the "Stand", "Sit" or "Down" positions. It is not necessary for the dog to be sent from the same position for each retrieve.

4.4.1.1.4 A reasonable move of the dog to mark the fall of a bird is acceptable; the dog may stand from either the sit; sit or stand from the down position, but no other movement by the dog is allowed. A controlled break is not allowed.

4.4.1.1.5 No dog may be sent to retrieve until the last bird has hit the land or water and the handler has been directed to send the dog by the judges.

4.4.1.1.6 The dog must enter the water immediately with eagerness.

##### **4.4.1.2 Land Retrieve**

4.4.1.2.1 The dog is required to retrieve to hand, a widely spaced (approximately sixty (60) degrees) double retrieve, with the first fall at sixty (60) metres minimum and the second fall at thirty (30) metres minimum. One (1) bird will be shot.

##### **4.4.1.3 Water Retrieve**

4.4.1.3.1 The dog is required to retrieve to hand a triple retrieve, the first fall to be at minimum forty (40) metres to one side, the second fall to be a minimum of sixty (60) metres through decoys, the third fall to be minimum twenty (20) metres landing to the opposite side as the first fall. Example: - first fall minimum forty (40) metres right, second fall minimum sixty (60) metres through decoys, third fall minimum twenty (20) metres to left.

4.4.1.3.2 Eight (8) decoys are to be placed between forty (40) metres and sixty (60) metres in water.

4.4.1.3.3 The dog must enter and re-enter the water without hesitation. Delays to be penalised, and excessive delay dogs are to be disqualified.

4.4.2 All judging to be done on a "Pass" or "Fail" basis.

4.4.3 Retrieves to be completed within the following time limits:

Blind and Land Retrieves ten (10) minutes; Water Retrieves fifteen (15) minutes;  
All dogs should have the same time allotted to them.

##### **4.4.4 Disqualifications**

4.4.4.1 Lack of absolute steadiness on line.

4.4.4.2 Hard mouthing (all judges to declare the bird unfit).

4.4.4.3 Handler must remain in the circle.

4.4.4.4 Excessive delay entering or re-entering the water. Over two (2) minutes.

4.4.4.5 Handler cannot touch the dog except tap to release.

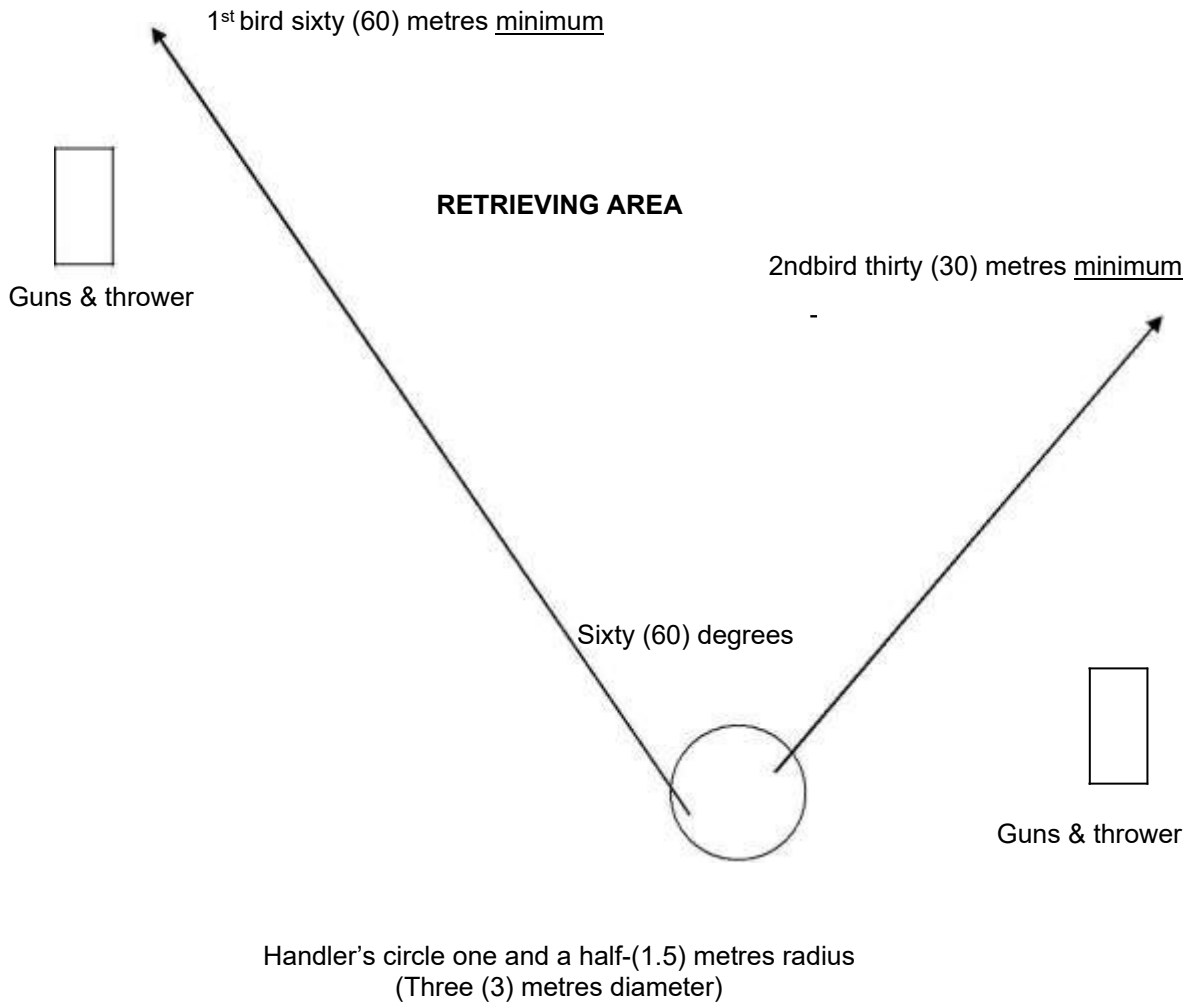
4.4.4.6 Loses interest, wanders around aimlessly, or up and down the water's edge.

4.4.4.7 Refuses handlers commands to handle/obey over four (4) times or at judges' discretion.

4.4.4.8 Lifts leg on every bush etc.

4.4.5 RETRIEVING DOG EXCELLENT (RDX) LAND

AT JUDGES DISCRETION CAN BE CALLED "OUT OF BOUNDS"



"OUT OF BOUNDS".

4.4.5.1 Positioning of judges

4.4.5.1.1 Judges should make every effort to ensure that they can see the entire retrieving area and also to be in a position to decide if a bird is to be called "Out of Bounds". This should not be left to the guns or thrower.

4.4.5.1.2 Judges should also ensure that the guns and thrower station do not interfere with the dogs. They should preferably be behind natural foliage or a man-made hide.

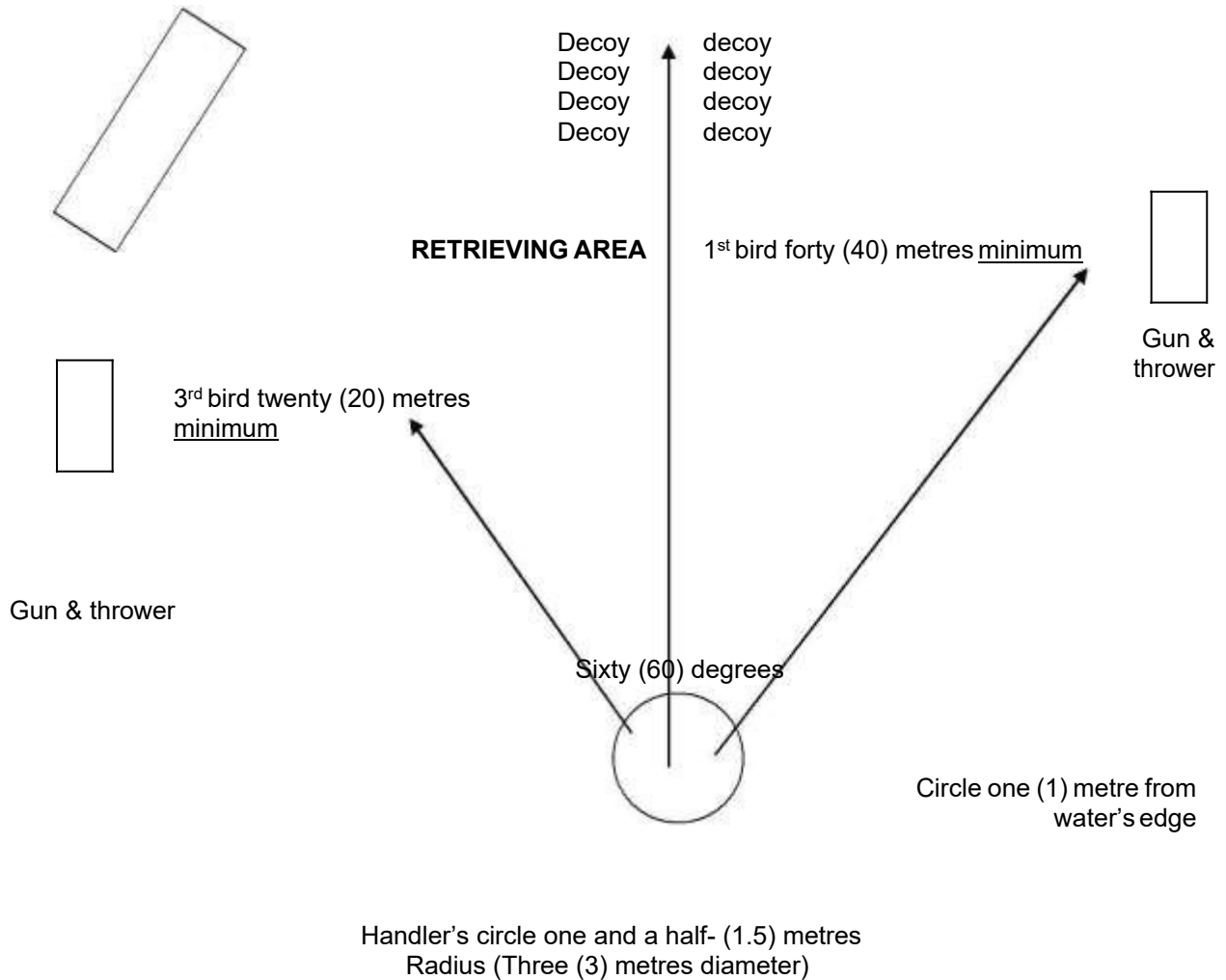


#### 4.4.6 RETRIEVING DOG EXCELLENT (RDX)WATER

AT JUDGES DISCRETION CAN BE CALLED "OUT OF BOUNDS"

-----  
Guns & thrower

2<sup>nd</sup> bird sixty (60) metres minimum



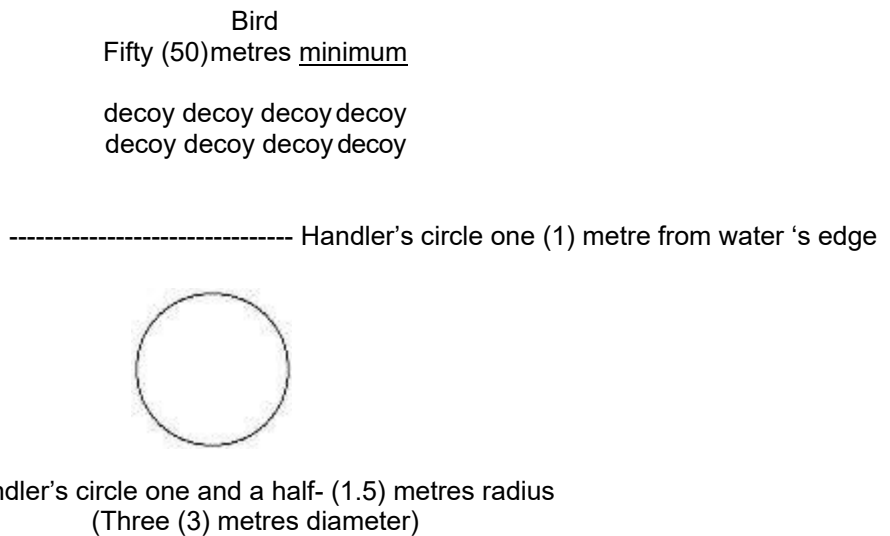
##### 4.4.6.1 Positioning of judges.

- 4.4.6.1.1 Judges should make every effort to ensure that they can see the entire retrieving area and also to be in a position to decide if a bird is to be called "Out of Bounds". This should not be left to the guns or thrower.
- 4.4.6.1.2 Judges should also ensure that the guns and thrower station do not interfere with the dogs. They should preferably be behind natural foliage or a man-made hide.

**4.4.7 RETRIEVER DOG (RDX) WATER BLIND**

**4.4.7.1 Blind water retrieve**

- 4.4.7.1.1 The dog is required to be brought to the line without seeing the fall. Handler is to be advised of the location of the bird.
- 4.4.7.1.2 The dog is required to retrieve, to hand, at a range of fifty (50) metres minimum, through eight (8) decoys.
- 4.4.7.1.3 No shot will be fired for this test.
- 4.4.7.1.4 To be completed after the triple water retrieve.
- 4.4.7.1.5 Dogs must enter and re-enter the water without hesitation. Delays to be penalised, and excessive delays disqualified.



**4.4.7.2 Positioning of judges.**

- 4.4.7.2.1 Judges should make every effort to ensure that they can see the entire retrieving area and also to be in a position to decide if a bird is to be called "Out of Bounds". This should not be left to the guns or thrower.
- 4.4.7.2.2 Judges should also ensure that the guns and thrower station do not interfere with the dogs they should preferably be behind natural foliage or a man-made hide.

**5 Treatment of Captive Game**

**5.1 Housing of Game**

Prior to the trial, game shall be kept in a sufficiently large cage or aviary, with adequate perches, to enable all the perching birds to fly and perch comfortably. Sufficient water and feed must be provided for each type of game at all times. Care should be taken to ensure that food and water containers are not easily overturned. The cage/aviary must afford shade and shelter from the elements at all times. With reference to ground birds, adequate space must be provided to meet their natural behavioural requirements.

**Guide**

*Ground birds must have enough space in which to walk, eat and drink.*

## 5.2 Keeping of Game at the Venue

Game to be used at the venue on the day must be transferred from the cage/aviary to crates (typically of the type used to transport chickens or pigeons) during the hours of darkness. An aviary should be used at the venue in cases where game is being kept for periods of more than a day.

Provision shall be made for water in each crate. Water containers shall be fixed to the crate preventing accidental spillage.

### **Guide**

*Fixing of water containers is best achieved by securing them to the sides of crates with cable ties.*

5.3 All crates must be kept in shade and covered with hessian. Crates shall be kept flat (upright). In this regard, two people should always be deployed to carry crates with live game. Only required game should be temporarily stored a reasonable distance from the point of release. Unused game must not be stored in crates overnight.

5.4 The numbers of game per crate should never exceed:

- 20 Pigeons; or
- 6 Pheasants; or
- 6 Ducks; or
- 6 Guinea Fowl

### **Guide**

*The crate size shall be approximately 1000mm long x 800mm wide x 300mm high.*

## 5.5 Handling of Birds

Birds may only be taken out of their crates just before the exercise commences and physically handled for the shortest possible period.

### **Guide**

*The Judge must be ready to commence the exercise before the first bird is taken from a crate. Subsequent birds may only be taken from the crates when the next dog is coming into line*

## 5.6 Shooting of Game

Released birds must be shot using shotguns with suitable ammunition. Sufficient, competent guns must be present to ensure effective culling of birds. It is the responsibility of the Senior Judge to ensure that, in the event of a wounded bird not being quickly retrieved, the Ratings is stopped, and an official instructed to dispatch the bird swiftly and humanely. Ducks must always be dispatched with a small calibre weapon.

### **Guide**

*Shot size between 6 and 7½, with minimum 24g load, for pigeons; and Shot size between 5 and 6, with minimum 28g load, for larger birds.*

## **DEFINITIONS COURSE**

An area as close as possible to natural hunting conditions, with cover to game birds and large enough conducive to permit full time requirements for each level of the Shooting Ratings classes.

## **BIRD FIELD**

An area of land of approximately 2.2 Hectares (10117sq. metres), similar to the course with sufficient cover to hide and hold a planted game bird. The bird field is at the end of and is a natural continuation of the course.

### **BLIND RETRIEVE**

A retrieve in which the dog is prevented from seeing and does not see the fall of the bird and where no shot is fired. Handler will be advised of the location of the bird.

### **COLLARED**

The act of leading a dog away by the collar from an area after a shot has been fired over a dog on "Point" or "Stop" to flush on the course or bird field where a retrieve is required and the bird has been missed by the official guns.

### **CONTROLLED BREAK**

A dog that moves before commanded to retrieve, may be stopped by voice and /or hand signal from the handler. Dog must have all four (4) feet inside of the circle to be defined as being under control. Handler may not touch the dog.

### **DELIVER TO HAND**

A dog that has made a retrieve must stand or sit close and not release the bird until commanded or handler touches the bird.

### **HARD MOUTHING**

Dog chews the bird during the retrieve in such a way that all the judges declare the bird unfit for the table.

### **HONOUR**

Dog stops with or without command from handler upon seeing his Brace-mate on "Point".

### **LIVE BIRD**

Any bird capable of flight.

### **PLANTED BIRD**

Any bird that is placed in cover.

### **RELEASE**

Handler gives the command to send the dog, and or/may touch the dog once.

### **RESTRAINED**

Holding the dog, holding the collar, holding dog and collar or leashing the dog.

### **STEADY TO WING AND SHOT**

The dog on "Point" does not move while the handler flushes the bird and when the shot is fired, and moves only when commanded to do so.

### **STOP TO FLUSH**

The dog stops without command when the bird flushes wild.

### **WILD FLUSH**

Bird flushes through no fault of the dog or handler.

**KUSA SHOOTING RATING OFFICAL SCORING FORMS  
NOVICE SHOOTING DOG**

REGISTEREDNAME: ..... KUSA No.: .....

DRAW No.: ..... HANDLER: .....

DOG'S NAME: ..... BREED: ..... SEX: .....

JUDGES SCORING (TICK PASSED OR FAILED)

1.	DESIRE TO HUNT	PASS	FAIL
2.	BOLDNESS	PASS	FAIL
3.	INITIATIVE AND SEARCH	PASS	FAIL
4.	INDICATING PRESENCE OF GAME.	PASS	FAIL
5.	REACTION TO SHOT FIRED	PASS	FAIL
6.	REASONABLES OBEDIENCE TO HANDLER'S COMMANDS	PASS	FAIL

JUDGES COMMENTS: .....  
.....  
.....

SIGNED: ..... JUDGE: ..... DATE: .....

**KUSA SHOOTING RATING OFFICAL SCORING FORMS  
SHOOTING DOG**

REGISTEREDNAME:.....

KUSA No.:.....

DRAW No.: .....

HANDLER: .....

DOG'S NAME: .....

BREED: .....

SEX: .....

JUDGES SCORING (TICK PASSED OR FAILED)

1.	KEEN DESIRE TO HUNT	PASS	FAIL
2.	BOLDNESS AND INDEPENDENCE	PASS	FAIL
3.	COVERING OF GROUND AND STYLE	PASS	FAIL
4.	SEEKING OBJECTIVES	PASS	FAIL
5.	LOCATING GAME	PASS	FAIL
6.	POINTING	PASS	FAIL
7.	RETRIEVE & CONDITION OF THE BIRD	PASS	FAIL
8.	REASONABLE OBEDIENCE TO HANDLER'S COMMANDS	PASS	FAIL

JUDGES COMMENTS: .....

.....

.....

SIGNED: ..... JUDGE: ..... DATE: .....

**KUSA SHOOTING RATING OFFICAL SCORING FORMS  
SHOOTING DOG EXCELLENT**

REGISTEREDNAME: ..... KUSA No.: .....

DRAW No.: ..... HANDLER: .....

DOG'S NAME: ..... BREED: ..... SEX: .....

JUDGES SCORING (TICK PASSED OR FAILED)

1.	KEEN DESIRE TO HUNT	PASS	FAIL
2.	BOLDNESS AND INDEPENDENCE	PASS	FAIL
3.	COVERING OF GROUND AND STYLE	PASS	FAIL
4.	SEEKING OBJECTIVES	PASS	FAIL
5.	LOCATING GAME	PASS	FAIL
6.	POINTING	PASS	FAIL
7.	HONOUR BRACE-MATES POINT	PASS	FAIL
8.	RE-ACTION TO SHOT FIRED	PASS	FAIL
9.	STEADY TO WING AND SHOT	PASS	FAIL
10.	RETRIEVE AND CONDITION OF BIRD	PASS	FAIL
11.	GOOD OBEDIENCE TO HANDLER'S COMMANDS	PASS	FAIL

JUDGES COMMENTS: .....

.....  
.....

SIGNED: ..... JUDGE: ..... DATE: .....

**KUSA SHOOTING RATING OFFICAL SCORING FORMS  
NOVICE RETRIEVING DOG**

REGISTEREDNAME:..... KUSA No.: .....

DRAW No.: ..... HANDLER: .....

DOG'S NAME: ..... BREED: ..... SEX: .....

JUDGES SCORING (TICK PASSED OR FAILED)

1.	SINGLE LAND RETRIEVE 5 MINUTES	PASS	FAIL
2.	SINGLE WATER RETRIEVE 5 MINUTES	PASS	FAIL

JUDGES COMMENTS: .....

.....

.....

SIGNED: ..... JUDGE: ..... DATE: .....



**KUSA SHOOTING RATING OFFICAL SCORING FORMS  
RETRIEVING DOG**

REGISTEREDNAME:..... KUSA No.: .....

DRAW No.: ..... HANDLER: .....

DOG'S NAME: ..... BREED: ..... SEX: .....

JUDGES SCORING (TICK PASSED OR FAILED)

1.	FIRST LAND RETRIEVE	PASS	FAIL
2.	SECOND LAND RETRIEVE 10 MINUTES TOTAL	PASS	FAIL
3.	FIRST WATER RETRIEVE	PASS	FAIL
4.	SECOND WATER RETRIEVE 10 MINUTES TOTAL	PASS	FAIL

**JUDGES COMMENTS:** .....  
.....  
.....

**SIGNED:** ..... **JUDGE:** ..... **DATE:** .....

**KUSA SHOOTING RATING OFFICAL SCORING FORMS  
RETRIEVING DOG EXCELLENT**

REGISTEREDNAME: ..... KUSA No.: .....

DRAW No.: ..... HANDLER: .....

DOG'S NAME: ..... BREED: ..... SEX: .....

JUDGES SCORING (TICK PASSED OR FAILED)

1.	FIRST LAND RETRIEVE	PASS	FAIL
2.	SECOND LAND RETRIEVE 10 MINUTES TOTAL	PASS	FAIL
3.	FIRST WATER RETRIEVE	PASS	FAIL
4.	SECOND WATER RETRIEVE	PASS	FAIL
5.	THIRD WATER RETRIEVE 15 MINUTES TOTAL	PASS	FAIL
6.	BLIND WATER RETRIEVE 10 MINUTES TOTAL	PASS	FAIL

JUDGES COMMENTS: .....  
 .....  
 .....

SIGNED: ..... JUDGE: ..... DATE: .....



**©THE KENNEL UNION OF SOUTHERN AFRICA (KUSA)**

The publisher of this edition is the Kennel Union of Southern Africa. All rights reserved. No part of this publication may be reproduced, stored in a retrieval system or transmitted in any form, or by any means, electronic, mechanical, photocopying, recording or otherwise without permission writing from the publisher.

Fedco 06-2018/ MW-FTLC Updated Oct 2018

Fedco 06-2020/MW & AB-FTLC Updated 20.08.2020

Fedco 06-2021/NS Updated 30.07.2021

Fedco 06-2022/CPA Updated 02.08.2022

Fedco 12-2022/MW FTLC 26.09.2022 / CPA updated 23.12.2022

Fedco 12-2023/CPA updated 13.12.2023

The most recent changes to this Schedule have an effective date of 01.01.2024